

## Workplace Ergonomics

Do you sit at a desk for hours at a time for work? Do you ever feel sore, experience back or neck pain, or have pain in your fingers? If so, you may not be practicing proper ergonomics. Ergonomics is the science of refining the design of products to optimize them for human use.

According to the National Safety Council, factors that contribute to poor ergonomics include working in awkward positions; having a poorly set-up workstation; overexerting yourself when lifting, pushing or pulling; and sitting for too long in one position.

Ensure your chair is adjusted so your feet rest on the floor and your knees are level with your hips. Use a footrest if your chair is too high for you to comfortably rest your feet on the floor.

Use a cushion between the curve of your back and the back of your chair for lumbar support.

Position your computer mouse close to your keyboard, and keep your wrist relaxed when using the mouse.

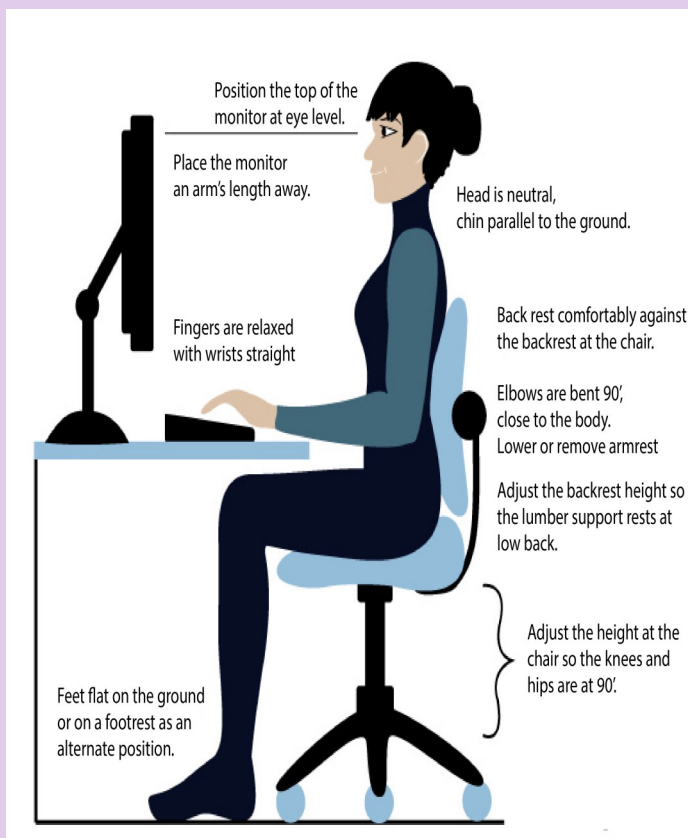
Keep your wrist in a straight position when typing – not bent up or down – and consider using a wrist rest to help minimize stress.

Continuous cradling of a phone between your head and neck can cause strain. Use a headset to eliminate this issue.

Keep your monitor about an arm's length in front of you.

Pay attention to your posture. Keep your body centered in front of your monitor and keyboard, and your thighs horizontal with your knees.


Source: National Safety Council



### In This Issue:

- Work Ergonomics
- Prostate Health Awareness
- Healthy Sleeping Habits
- National Childhood Obesity Awareness Month
- Healthy Eats
- Facts about COVID-19
- Home Workouts for the Rainy Season
- Hurricane Preparedness

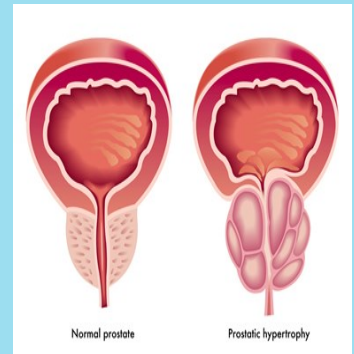
# **September is Prostate Health Awareness Month**



**Prostate cancer** is the second most common cancer among men in the United States. The *prostate* is a walnut-sized organ located just below the bladder and in front of the rectum in men.

Men can have different symptoms for prostate cancer, while some men do not have symptoms at all. Symptoms include, but are not limited to:

- Difficulty starting urination
- Frequent urination (especially at night)
- Weak or interrupted flow of urine
- Blood in the urine or semen



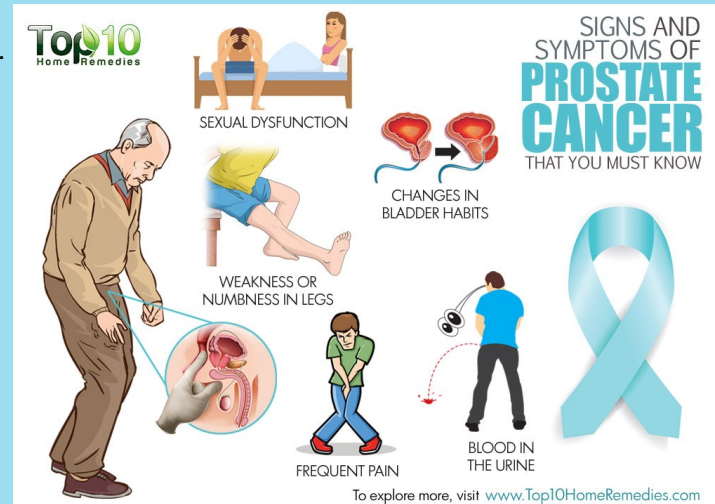
In Broward County, from 2011-2015, there were 5,244 new cases of Prostate Cancer. In 2018, there were 190 cases in Broward. For every 100,000 men, 99 Prostate Cancer cases were reported. Over the same period, there were 910 men who died of Prostate Cancer.

There is no way to know for sure if you will get prostate cancer. Who are at greatest risk?

- Men who have a family history
- African-American men
- Older men (usually age 50 and older)

If you are concerned that you may have a greater risk for prostate cancer, talk to your doctor about screening and see if it is right for you.

Source: CDC



The information contained in this newsletter should not be construed as medical advice. Please see your health care provider.

## **Make healthy sleeping habits part of your daily routine!**

Getting a good night's sleep is important for your overall health and well-being. You can make subtle changes to your daily routine to help you get a sound night's sleep.

- Avoid caffeine and other stimulants late in the day.
- Exercise regularly (but not right before bed).
- Create a daily bedtime/wake-up schedule and stick to it — even on weekends.
- Limit your use of electronics before bed.
- Relax before bedtime by taking a bath or reading a book.



A good night's sleep is a great jump start to a healthier lifestyle. Getting the right amount of sleep can help you revive your energy, think and focus more clearly, and fight infections.

Source: National Institutes of Health



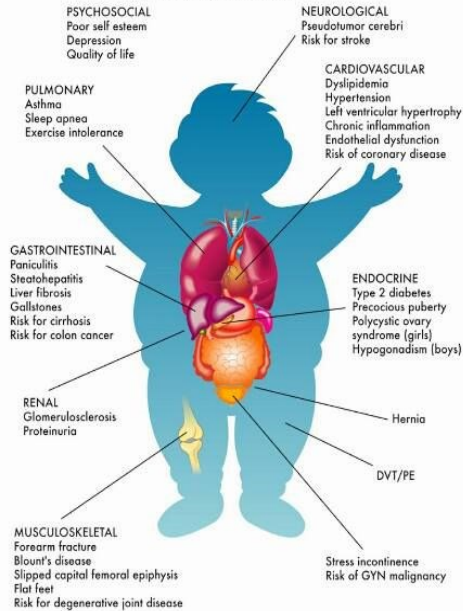


Overweight children are far more likely to become overweight adults than are children who maintain normal weight through adolescence

About 1 in 6 (17%) children in the United States is obese. **National Childhood Obesity Awareness Month** provides a chance for all of us to learn more about this serious health condition. While there is no simple solution, there are many ways communities can support children with their journey to good health. Among children of the same age and sex, overweight is defined on CDC growth charts as a BMI at or above the 85th percentile and lower than the 95th percentile. Obesity is defined as having a BMI at or above the 95th percentile.

•Children with obesity are at higher risk for having other chronic health conditions and diseases, such as asthma, sleep apnea, bone and joint problems, and type 2 diabetes. They also have more risk factors for heart disease like high blood pressure and high cholesterol compared to their normal weight peers.

### Childhood Obesity medical complications



- Children with obesity can be bullied and teased more than their normal weight peers. They are also more likely to suffer from social isolation, depression, and lower self-esteem.
- Children with obesity are more likely to be obese as adults. This can lead to lifelong physical and mental health problems.

## Ways Parents Can Help Prevent Obesity and Support Healthy Growth in Children

- Be aware of your child's growth and continue to screen your child for potential weight issues.
- Provide nutritious, lower-calorie foods such as fruits and vegetables in place of foods high in added sugars and solid fats.
- Make sure drinking water is always available as a no-calorie alternative to sugary beverages and limit juice intake.
- Help children get the recommended amount of physical activity.
- Be a role model! Eat healthy meals and snacks.
- Remember that the goal for children who are overweight is to reduce the rate of weight gain while allowing normal growth and development. Children should NOT be placed on a weight reduction diet without the consultation of a health care provider.

# HEALTHY EATS

## Orange and Avocado Salad



### Ingredients

#### Cilantro-Lime Vinaigrette

- 1 cup packed cilantro
- ½ cup extra-virgin olive oil
- ¼ cup lime juice
- ¼ cup orange juice
- ½ teaspoon salt
- Pinch of minced garlic

#### Salad

- 2 large oranges
- 8 cups mixed salad greens
- 1 avocado, diced
- ¼ cup slivered red onion

### How to Make

- To prepare vinaigrette: Puree cilantro, oil, lime juice, orange juice, salt, pepper and garlic in a blender or food processor until smooth.
- To prepare salad: Slice both ends off oranges. With a sharp knife, remove the peel and white pith; discard.
- Working over a salad bowl, cut the segments from their surrounding membrane; discard the membrane. Add greens, avocado, onion and vinaigrette; toss to coat. (Refrigerate the extra dressing for up to 2 days.)

Source: *Eating Well*

## It's September, what's in season Florida?

*Avocado, Guava, Mushroom, Tangerines, Grapefruit, Peanuts, and Oranges*



Why spend hours cooking a gourmet feast when a nutritious meal could be only less than 30 minutes from getting from the kitchen to your plate?

## Spinach Quesadillas



- 3 ounces fresh baby spinach (about 4 cups)
- 4 green onions and 1 small tomato, chopped
- 2 tablespoons lemon juice
- 1 teaspoon ground cumin
- ¼ teaspoon garlic powder
- 1 cup shredded reduced-fat Monterey Jack cheese or Mexican cheese blend
- ¼ cup reduced-fat ricotta cheese
- 6 whole wheat tortillas (6 inches)

### Directions

- In a large nonstick skillet, cook and stir the spinach, green onions, tomato, lemon juice, cumin, and garlic powder until spinach is wilted.
- Remove from heat; stir in cheeses. Top half of each tortilla with spinach mixture; fold other half over filling. Place on a griddle coated with cooking spray; cook over medium heat until golden brown, 1-2 minutes per side. Cut quesadillas in half; if desired, serve with low-fat sour cream.

Sources: Taste of Home, Eating Well



Know the facts about coronavirus disease 2019 (COVID-19) and help stop the spread of rumors.

**FACT 1**

Diseases can make anyone sick regardless of their race or ethnicity.

People of Asian descent, including Chinese Americans, are not more likely to get COVID-19 than any other American. Help stop fear by letting people know that being of Asian descent does not increase the chance of getting or spreading COVID-19.

**FACT 2**

Some people are at increased risk of getting COVID-19.

People who have been in close contact with a person known to have COVID-19 or people who live in or have recently been in an area with ongoing spread are at an increased risk of exposure.

**FACT 3**

Someone who has completed quarantine or has been released from isolation does not pose a risk of infection to other people.

For up-to-date information, visit CDC's coronavirus disease 2019 web page.

**FACT 4**

You can help stop COVID-19 by knowing the signs and symptoms:

- Fever
- Cough
- Shortness of breath

Seek medical advice if you

- Develop symptoms

AND

- Have been in close contact with a person known to have COVID-19 or if you live in or have recently been in an area with ongoing spread of COVID-19.

**FACT 5**

There are simple things you can do to help keep yourself and others healthy.

- Wash your hands often with soap and water for at least 20 seconds, especially after blowing your nose, coughing, or sneezing; going to the bathroom; and before eating or preparing food.
- Avoid touching your eyes, nose, and mouth with unwashed hands.
- Stay home when you are sick.
- Cover your cough or sneeze with a tissue, then throw the tissue in the trash.



CS15446-A 03/06/2020

For more information: [www.cdc.gov/COVID19](http://www.cdc.gov/COVID19)

**COVID-19**  
JUST THE FACTS

## 2019 NOVEL CORONAVIRUS

An estimated  
**80%**  
of ALL infections are  
transmitted by hands

CDC, 2014<sup>1</sup>



Wash hands frequently with soap and water or use alcohol-based hand sanitizer.  
WHO, 2020<sup>2</sup>

Hand washing can  
reduce the risk of  
respiratory infections by

**21%**

NIH, 2008<sup>3</sup>



Avoid close contact with anyone with cold or flu-like symptoms.  
WHO, 2020<sup>2</sup>

**97%**

of people don't wash  
their hands adequately

USDA, 2018<sup>4</sup>



Consult with local health authorities on all necessary procedures and up-to-date information.



### COVID-19 (Novel coronavirus)

- Cough
- Fever or chills
- Shortness of breath
- Loss of taste or smell
- Tiredness
- Headache
- Body aches
- Sore throat

(Sometimes there is runny nose, nausea, vomiting, diarrhea)



### FLU (Influenza)

- Fever or chills
- Cough
- Body aches
- Tiredness
- Sore throat
- Vomiting or diarrhea

(More common in children)



### COMMON COLD

- Runny or stuffy nose
- Sore throat
- Chest congestion
- Mild cough
- Sneezing
- Mild body aches



### ALLERGIES

- Runny or itchy nose
- Sniffling
- Sneezing
- Itchy, watery eyes

# Home Workouts for the Rainy Season

The gloomy, muggy weather makes you way too lazy to head to the gym and you have to skip the jog when it's raining. How do you deal with that? Well, the best solution is to make your home, your gym.

- Spot Jogging: Jogging can be done indoors as well. Lift your knees and move them back to the ground. Move the arms and legs like a running action. (Calories burned—Approximately 215 calories for 30 minutes.)
- Skipping: If you want to opt for a good cardio workout, skipping works the best. It helps improve cardio-respiratory fitness, flexibility and co-ordination. It is a high-impact exercise and is great for building bones and it's a good exercise to shed weight off your hips, thighs and sides. (Calories burned— Approximately 560 calories per hour.)
- Plank: Get into a push-up position. Bend your arms and move down towards the floor. Hold position with your arms extended. This exercise could be challenging but is great to tone your core areas (abs, back and stabilizer muscles). (Calories burned based on weight can range from 2 – 5 calories per minute.)
- Yoga: Yoga is aimed at uniting the body, mind and spirit. Not only does it help you become more aware of your body posture, alignment and patterns of movement, it also makes the body flexible and helps you relax. (Calories burned— Approximately 280 calories per hour.)
- Pilates: It emphasizes on the development of the body through core strength, flexibility and graceful movements. This exercise wakes up the body and promotes blood circulation and breathing. (Calories burned— Approximately 260 calories per hour.)



Source: Anytime Fitness

Please consult your healthcare provider before starting on any diet or exercise program.

## HURRICANE PREPAREDNESS 2020



### Review your emergency plan

Review your plan with everyone in your household and make sure everyone knows about the safest location in the home.



### Check your supplies

water, blankets, first aid kits, flashlights, batteries, radios and any pet care items.



### Set up an out-of-town contact

It's important to have an out-of-state friend or family member as a contact, so they can check on your whereabouts.



### Secure important documents

Make sure documents such as insurance cards, IDs and other pertinent information are placed in a secured water-proof container.



### Figure out your evacuation route

Make sure you know your evacuation route before the storm hits and keep a full tank of gas.



### Be aware of your vehicle's surroundings

Make sure your vehicle is safe. If possible, move your vehicle away from trees or other objects that may damage it in a storm.



### Follow official instructions

Follow all instructions from your local authorities regarding evacuation or other safety procedures. Check radio, television or other media for emergency information.



## FLORIDA EMERGENCY PREPAREDNESS GUIDE



You can find the Florida Emergency Preparedness Guide at [http://www.floridahealth.gov/programs-and-services/emergency-preparedness-and-response/prepare-yourself/current-hazards/\\_documents/familyprepareguide-eng.pdf](http://www.floridahealth.gov/programs-and-services/emergency-preparedness-and-response/prepare-yourself/current-hazards/_documents/familyprepareguide-eng.pdf)

### Contact Us:

Cynthia Dawes, MSN, RN 954-847-8138

Nickey Lewin, DHS, MPH 954-847-8018