



Florida Department of Health in Broward County

780 SW 24th Street, Fort Lauderdale, FL 33315 Office: (954) 467-4700 Fax: (954) 467-4870 <http://broward.floridahealth.gov/>

Epidemiology Program Office

Office: (954) 467-4700 Ext. 5582

Confidential fax: (954) 467-4870

Director

Paula M. Thaqi, M.D., M.P.H.

Director of Communicable Diseases

Patrick Jenkins, M.P.H.

(954) 467-4700 Ext. 5575

Epidemiology Supervisor

Nicole Castillo, M.P.H., Ext. 5581

Surveillance Contacts

Food & Waterborne Diseases

Erica Hedmann, M.B.B.S., M.P.H., Ext. 5583

Epidemiology & HIV/AIDS Data Requests

Xiaoran (Ivy) Ye, M.P.H., Ext. 5564

Syndromic Surveillance

Enas Mohamed, M.B.B.S., M.P.H., Ext. 5574

Influenza Surveillance

Patrice Fernandez, M.P.H., Ext. 5577

Immunization Outreach

(954) 467-4700

HIV/AIDS Surveillance

Martha Duarte, M.H.S.A., Ext. 5560

Perinatal HIV/AIDS Surveillance

Yvette Gonzalez, M.P.H., Ext. 5541

Perinatal Hepatitis B Surveillance

Jacqueline Ricketts, M.S., Ext. 5621

STD Surveillance

Uchekukwu Echefu, B.S., Ext. 5740

Tuberculosis

Clayton Weiss, M.P.H., Ext. 3329

To report a disease or request information call (954) 467-4700

Epidemiology Ext. 5581

HIV/AIDS Ext. 5560

STD Ext. 3311

STD Fax (954) 467-5919

Tuberculosis Ext. 3329

EPI Examiner Ext. 5564

EPI EXAMINER

A Monthly Epidemiology Report

July, 2017

INSIDE THIS REPORT

Disease Summary.....	1	Syndromic Surveillance.....	3
Food Recalls.....	1	Influenza Surveillance.....	4
Merlin Reportable Disease Surveillance.....	2		

Disease Summary:

In July, a total of 417 cases of various diseases were reported to the Florida Department of Health in Broward County (DOH-Broward). Among them, there were ten cases of acute giardiasis, two cases of listeriosis, seven cases of hepatitis A, eight cases of acute hepatitis B, one case of possible herpes B virus exposure, one case of congenital Zika virus disease and infection, two cases of arsenic poisoning, and one case of carbon monoxide poisoning. These were higher than the averages of the same month in the previous five years.

Food Recalls:

There were five food recalls reported in Florida for the month of July 2017.

Brand Name	Food	Recall Date	Health Risk
Bestherbs Coffee LLC	New Kopi Jantan Tradisional Natural Herbs Coffee	7/17/2017	Undeclared Active Pharmaceutical Ingredients & Milk
Garden of Light Inc.	Woodstock Organic Matcha Vanilla Oats	7/18/2017	Listeria
Bhu Foods	Protein Bars	7/21/2017	Listeria
Grande Produce	Papaya "Caribeña"	7/27/2017	Salmonella
Bush Brothers & Company®	Baked Beans in 28 Ounce Cans Due to a Can Seam Issue	7/28/2017	Packaging defect may cause spoilage

All data are provisional.

Table 1 . Provisional Cases* of Selected Notifiable Disease, Broward County, Florida, July 2017

	BROWARD COUNTY					FLORIDA				
	July		Mean†	Cumulative (YTD)		July		Mean†	Cumulative (YTD)	
	2017	2016		2017	2016	2017	2016		2017	2016
A. Enteric Infections										
Campylobacteriosis	34	17	25	141	88	433	335	329.2	2524	2064
Cryptosporidiosis	1	0	2.4	22	9	45	48	69	235	257
E.Coli, Shiga Toxin-Producing Infection**	5	2	5.4	46	33	75	56	50.8	400	337
Giardiasis, Acute	10	7	7.2	54	49	81	86	96	611	662
Listeriosis	2	1	0.4	4	3	5	2	4	26	19
Salmonellosis	9	15	3.6	101	58	305	268	265.8	1915	1867
Shigellosis	62	46	51.2	292	239	665	578	664.2	2956	2786
B. CNS Diseases & Bacteremias										
Meningitis, Bacterial or Mycotic	2	0	0.4	4	4	11	5	13.2	67	65
H. Influenzae Invasive Disease, < 5 years old	1	0	0.4	2	1	3	3	4.6	21	18
Streptococcus Pneumoniae Invasive Disease, < 6 years old:										
Drug Susceptible	1	2	0.8	5	4	2	5	2	24	26
B. Viral Hepatitis										
Hepatitis A	7	0	0.2	22	3	21	13	11.6	144	64
Hepatitis B, Acute	8	3	1	36	24	69	59	40.2	421	381
Hepatitis B, Pregnant Women	11	7	6.8	64	38	45	43	49.8	288	256
Hepatitis C, Acute	3	4	1.6	12	14	37	42	21.8	201	184
C. Vector Borne, Zoonoses										
Herpes B Virus, Possible Exposure	1	0	0	3	0	3	0	0.8	10	0
Lyme Disease	3	6	2	13	13	36	44	25	198	93
Malaria	2	2	1	3	6	14	12	6.8	34	31
Rabies, Possible Exposure	9	15	3.6	101	58	305	268	265.8	1915	1867
Zika Virus Disease and Infection, Congenital	1	0	0	1		2	0	0	5	1
Zika Virus Disease and Infection, Non-Congenital	1	21	4.2	32	59	28	126	25.2	226	362
D. Others										
Arsenic Poisoning	2	0	0	4	3	3	2	1.6	7	13
Carbon Monoxide Poisoning	1	0	0	7	6	21	20	15.4	129	152
Lead Poisoning	4	3	2.2	34	22	95	81	67.8	658	467
Legionellosis	4	1	3.4	26	10	44	31	27.8	247	155
Mercury Poisoning	1	1	0.2	10	2	2	1	1	25	15
Mumps	1	1	0.4	6	3	13	3	1.2	43	16
Pertussis	2	1	1.8	13	8	48	28	65.8	243	201
Varicella (Chickenpox)	3	8	2.6	64	38	47	42	34.6	406	482

* Confirmed, Probable, Suspect and Unknown Cases based on date of report as reported in Merlin.

† Mean of the number of cases of the same month in the previous five years.

** Includes E. coli O157:H7; shiga-toxin positive, serogroup non-O157; and shiga-toxin positive, not serogrouped.

Highlighted diseases/conditions are higher than expected for the current month in Broward.

The Merlin system is Florida's state repository of reportable disease case reports, including automated notification of staff about individual cases of high priority diseases. Data are extracted using event date which is usually the date of onset of illness, and when that is unknown, event date may be date of lab report, or date of diagnosis.

The Electronic Surveillance System for the Early Notification of Community Based Epidemics (ESSENCE) was developed by Johns Hopkins University and Walter Reed Army Institute of Research. It is a syndromic surveillance tool used to monitor potential bioterrorism threats and reportable diseases. Chief complaint data is transmitted daily to the ESSENCE system from participating hospital emergency rooms. DOH-Broward monitors a total of 17 reporting hospitals in Broward County. ESSENCE groups the chief complaint data into twelve syndrome groups, including: botulism-like, exposure, fever, gastrointestinal (GI), hemorrhagic, influenza-like-illness (ILI), neurological, rash, respiratory, shock/coma, injury, and other. ESSENCE creates automatic warnings or alerts for the monitoring of the twelve syndrome groups by comparing statistical differences in observed and predicted disease based on a 28-day average. Specialized queries have also been developed to monitor Florida state reportable diseases in Broward County. When an observed value is statistically higher at the $p < .05$ level, a yellow warning flag is generated.

Figure 1. ESSENCE Daily Emergency Department Visits, Broward, July 2017

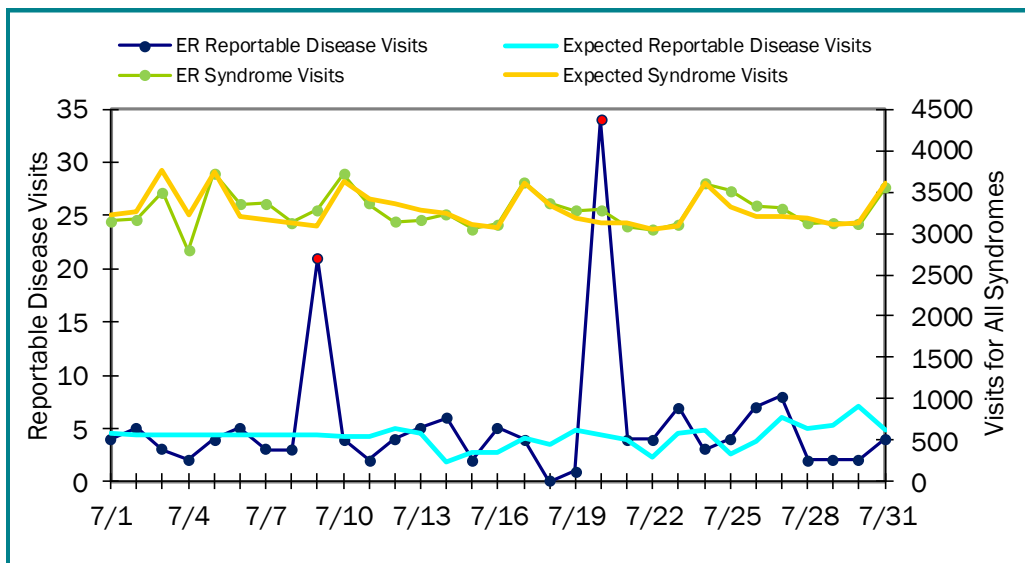


Figure 5. There are zero warnings and two alerts for E.R reportable disease visits; and zero warnings and zero alerts for E.R syndromic visits.

Warning - Yellow data point
Alert - Red data point

Table 2. ESSENCE Chief Complaint Alerts and Warnings for Reportable Disease and Chief Complaint Syndromes, July 2017

Disease	Alert Dates	Warning Dates	Syndrome	Alert Dates	Warning Dates
All Reportable Disease Query	None	None	Botulism-like Illness	None	None
Vaccine Preventable Diseases ¹	None	17	Exposure	None	None
Hepatitis A and B	None	None	Fever	7	8, 9, 21, 23
Meningitis (may not be bacterial)	None	None	Gastrointestinal Illness	15	17, 19
Varicella (chicken pox)	9	1, 7, 20, 21	Hemorrhagic Illness	None	None
Vector Borne Diseases	None	None	Influenza-like Illness (ILI)	None	9, 10, 11
Chikungunya	None	None	Injury	None	None
Dengue	None	None	Neurological	None	None
Encephalitis	None	None	Rash	30	7, 23, 29, 31
Malaria	None	None	Respiratory	None	9, 11
Zika Infection	None	None	Shock/Coma	None	15
Gastrointestinal Illnesses	2	None	Other Illness	18, 31	16, 21
General Enterics ²	2	None			
Vomit and Diarrhea	None	17			

¹ Varicella, Measles, Mumps, Rubella, Diphtheria, Tetanus, Pertussis, Polio

² Cryptosporidium, cyclospora, shigellosis, shigella, salmonellosis, salmonella, ciguatera, campylobacteriosis, cholera, E. coli, and vibrio

During the month of July, influenza and influenza-like illness (ILI) activity continued to circulate at low levels nationally. Statewide activity has remained low, which is typical for this time of year. Florida reported local ILI with the peak of the season to have passed in week 8. There were no positive influenza tests detected by the Bureau of Public Health Laboratories in recent weeks in Broward County. Broward influenza activity peaked in week 52 and remains sporadic.

Figure 2. ESSENCE ILI Visits, Broward, 2016-2017

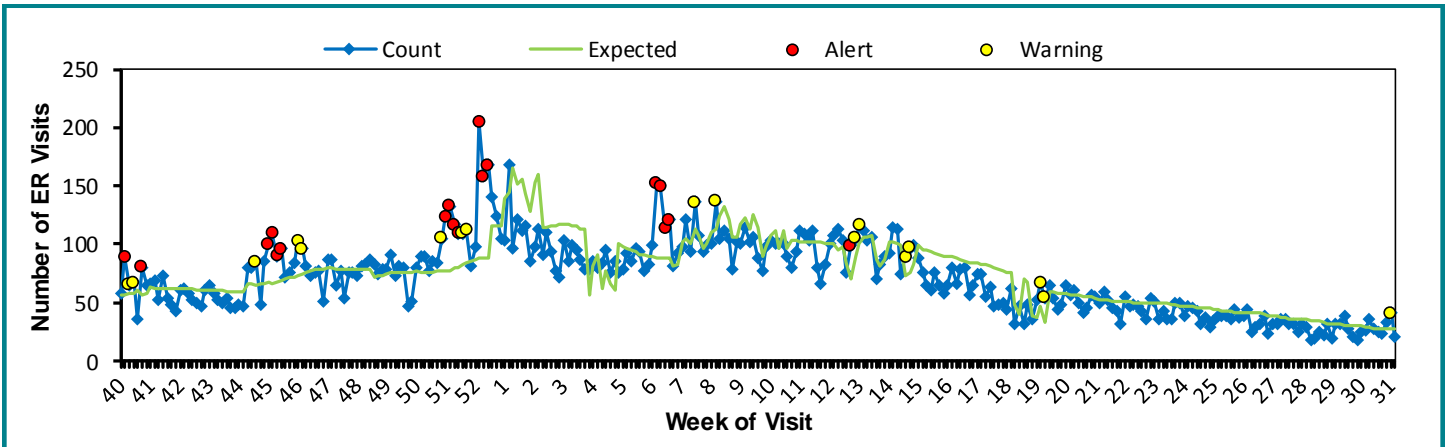


Figure 3. ESSENCE Reported ILI Visits, Broward, 2016-2017

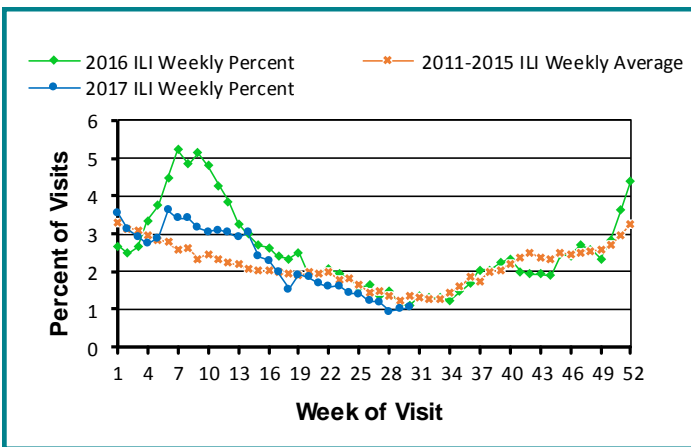
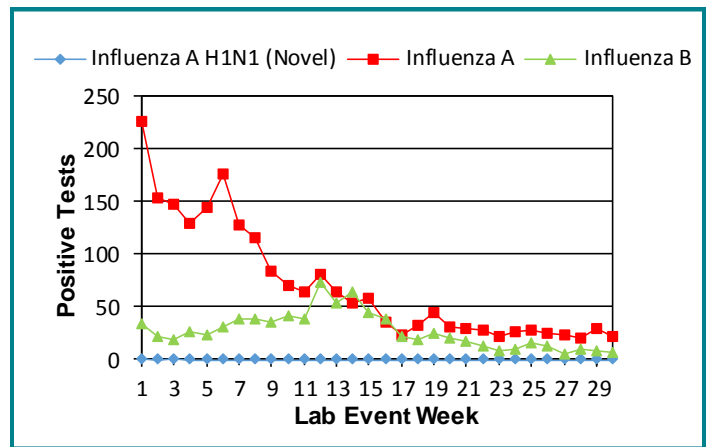


Figure 4. Merlin Reported Circulating Flu Types, Broward, 2017



Summary of Influenza and Respiratory Diseases Data

The number of visits to the emergency department for ILI was decreasing and was below the number of expected visits at this time for the month of July (week 27 to week 30) with zero alerts and one warning (Fig. 2). The percentage of emergency department visits due to ILI was decreasing, and was at lower levels when compared to the weekly average for the last five years (Fig. 3). According to Merlin Flu Lab Reports, the number of positive tests for Influenza A has decreased and was similar to the number of positive tests for Influenza B. Positive results for Influenza B were decreasing, compared to the month of June (Fig. 4).

Influenza Prevention Recommendations

Florida Department Health in Broward County recommends that everyone take precautions to prevent the spread of influenza. The flu is a contagious disease, caused by the influenza virus, and spreads to others when infected persons cough, sneeze or talk. Common symptoms of the flu include: fever (usually high), headache, extreme tiredness, cough, sore throat, runny or stuffy nose, muscle aches, nausea, vomiting, and diarrhea (more common among children than adults). Influenza vaccines have protected millions of people safely for decades. The CDC recommends an annual flu vaccine as the first and best way to protect against influenza. This recommendation is the same even during years when the vaccine composition (the viruses the vaccine protects against) remains unchanged from the previous season. Everyone 6 months and older is encouraged to get vaccinated against the flu even if they got vaccinated last season.

Other recommendations include:

- Wash your hands often with soap and water or an alcohol-based hand sanitizer.
- Avoid touching your eyes, nose, or mouth.
- Stay home when you are sick, keep sick children home and check with a health care provider, as needed.
- Do not share eating utensils, drinking glasses, towels or other personal items.
- Avoid close contact with people who are sick, if possible.

